

Infection Control Micro-Learn User Guide

ABOUT THE MICRO-LEARNS

The Project Firstline Infection Control Micro-Learns are a series of guided infection control discussions that provide brief, on-the-job educational opportunities. Each micro-learn focuses on a single infection control topic and connects infection control concepts to immediate, practical value. Health care workers can easily apply the key points to their daily work and perform the recommended actions to keep germs from spreading.






USING THE MICRO-LEARNS

The micro-learns can be incorporated into existing opportunities where groups of health care workers gather, such as pre-shift “huddles” or team meetings. The sessions should be led or facilitated by an experienced team member with infection control expertise.

Each micro-learn package includes:


- **An adaptable discussion guide for the facilitator:** The discussion guide is not a script. Facilitators are encouraged to adapt the guide for their audience by including relevant and practical questions and ideas.
- **A job aid for the facilitator:** The visual job aid helps to reinforce the key messages of the micro-learn. Facilitators are encouraged to make the job aid available after the micro-learn session, such as in digital or hard copy form.

Notes for Facilitators

-  Before presenting a micro-learn, check the policies and protocols at your facility and adapt the content accordingly.
-  Build on your knowledge, experience, and awareness to connect the content to local context or relevant recent events so your audience can apply the concepts confidently.
-  The micro-learns reinforce infection control concepts when risks are observed in patients or in the patient environment, not necessarily in visitors or other staff members.

“Injection Safety” Micro-Learn Discussion Guide


Use the talking points below and accompanying job aid to engage your team in short, focused discussion.
Adapt to meet your needs.



INTRODUCE THE TOPIC

Share information about the topic that your audience should know:

- The health care environment carries germs that can cause infections.
- Recognizing the risk of health care infections is important.
- Reservoir: A place where germs live.
- Pathway: A way for germs to be spread from their reservoir to another reservoir, or to a person.
- Injection safety: Measures taken to perform injections in a safe manner for both patients and providers.




EXPAND THE TOPIC

Share additional information about what your audience should know on the job:

- Never administer medications from the same syringe to more than one patient, even if the needle is changed or you are injecting through an intervening length of IV tubing.
- Do not enter a medication vial, bag, or bottle with a used syringe or needle.
- Never use medications packaged as single-dose or single-use for more than one patient. This includes ampoules, bags, and bottles of intravenous solutions.
- Always use aseptic technique when preparing and administering injections.

“Injection Safety” Micro-Learn Discussion Guide

Use the talking points below and accompanying job aid to engage your team in short, focused discussion.
Adapt to meet your needs.



DISCUSS WITH YOUR TEAM

Find out how your audience feels about the topic:

- Are you comfortable using aseptic techniques or do you need a refresher?
- Is it acceptable to reuse a syringe and/or needle to enter a medication vial for the same patient if the medication vial and the syringe will be discarded at the end of the procedure and not used for subsequent patients?
- Do you know the difference between single-dose and multi-dose vial?
- Multi-dose vials (such as COVID-19 vaccines) are recognized by their FDA-approved label and can be used for more than one patient when aseptic technique is followed.
- Safely administering vaccines from multi-dose vials can prevent illness, prevent waste and preserve resources.



WRAP UP AND REINFORCE

Reinforce key takeaways:

- In general, discard multi-dose vials when the beyond-use date has been reached, when doses are drawn in a patient treatment area, or any time sterility is in question.
- Accessing a multi-dose vial more than once without proper technique can be an infection control issue.
- It is never acceptable to combine or pool leftover contents of a single-dose vial.
- Share information such as the facility’s process for isolation precautions, recent cases, or other relevant information.
- Share reminders, prompts, and opportunities for further learning as appropriate, including the Project Firstline website at www.cdc.gov/projectfirstline.

Injection Safety Refresher

Risk Recognition

Seeing potential problems

Taking action to keep something bad from happening



Reservoirs

- Skin
- Blood
- Respiratory system
- GI system (Gut)
- Water and wet surfaces
- Devices
- Dirt and dust
- Dry surfaces

Pathways

- Touch
- Breathing in
- Splashes and sprays
- Breaking down the body's natural defenses

SAFE INJECTION PRACTICES

- Never administer medications from the same syringe to more than one patient.
- Do not enter a medication vial, bag, or bottle with a used syringe or needle.
- Never use medications packaged as single-dose or single-use for more than one patient.
- Always use aseptic technique when preparing and administering injections.



How to Handle Medication Vials



Single-dose

- Approved for use on a single patient
- Lacks antimicrobial preservative
- Never acceptable to combine or pool leftover contents
- Should be discarded after use

vs.

Multi-dose

- Intended for more than one dose of medication
- Multi-dose vials are labeled as such by the manufacturer.
- Require important injection safety actions
- Vials are accessed by a new needle and syringe more than once.
- Never acceptable to combine or pool leftover contents

**DID
YOU
KNOW?**

Safely administering vaccines from multi-dose vials can:

**Prevent
illness**

**Preserve
resources**

**Prevent
waste**

Accessing the vial more than once can be an infection control issue when the proper precautions aren't taken.